

# UTILITY STORM SAFETY






High winds, snow and ice during winter storms have the potential to disrupt utility service. Time spent planning and preparing before a storm can go a long way toward keeping yourself and your family safe.

-  Write down toll-free outage hotlines for each of your utilities
-  Save utility outage websites for updates on storm restoration
-  Keep cell phones charged so you can contact utilities & family
-  Secure food, medicine and supplies, including batteries for flashlights.





## PREPARE BEFORE A STORM



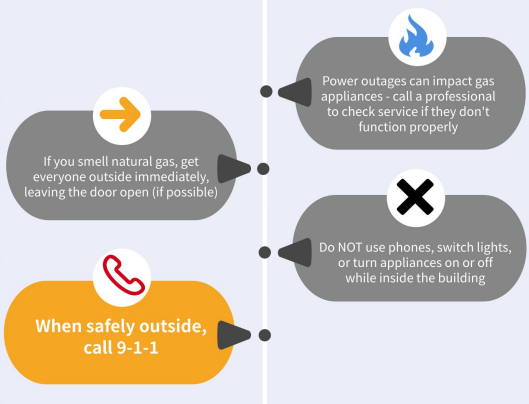
## STAY SAFE DURING A STORM

-  Call your utility hotline to report outages - Do not assume that the utility knows about your outage or that others have already called
-  Do not touch or approach any fallen lines and do not try to remove trees or limbs from power lines
-  Stay away from objects or puddles in contact with downed power lines and do not attempt to move a downed line
-  Do not call 9-1-1 to report power outages - call your utility. Calling 9-1-1 to report non-emergency issues like service outages can take resources away from other emergencies.
-  **If you see a downed power line, immediately call your electric utility and/or 9-1-1**



## POST-STORM RECOVERY

-  Use flashlights or battery-operated lanterns for emergency lighting. Do not use candles or other potential fire hazards
-  Turn off lights & electrical appliances (except refrigerator and freezer) to avoid possible damage from power "surges"
-  Leave one lamp switched on to alert you when power is restored... wait a few minutes before turning on other items
-  **Do not run a generator inside a home or garage or near windows/vents - Don't connect directly to your home's electrical system**

## SAFETY FOR NATURAL GAS CUSTOMERS



## OTHER TIPS

-  Check on elderly neighbors and those with special needs who might need additional assistance
-  Give crews ample room to work and use care when traveling - watch for utility crews working along streets and slow down in work areas.